



## Product Manual

Thank you for purchasing a *Kapoor Lamp Shade* product! This manual will provide you the details of your lighting fixture and hopefully guide you easily through the installation process. We aim to inspire and illuminate our clients by offering trendy, high-quality, and affordable lighting. Welcome to the community of #kapoorlampshades

[www.kapoorlampshades.com](http://www.kapoorlampshades.com)



# Kapoor

LAMP SHADES



## Greyson Solid Wood Table Lamp with Cotton White Shade

Product code: TABIDNWO040860

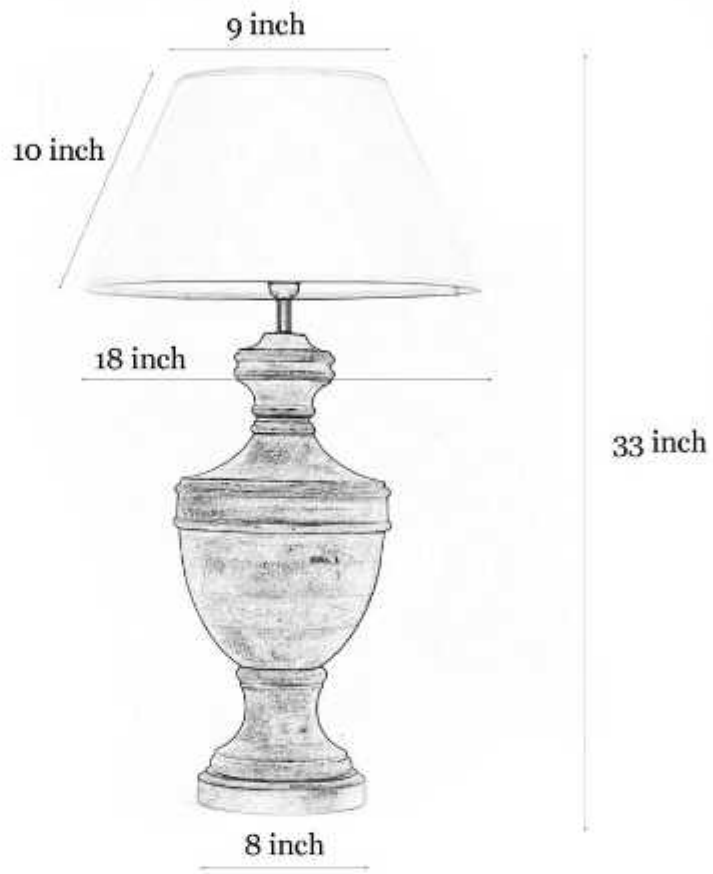
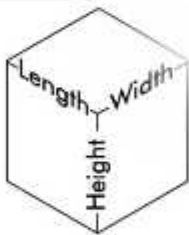
Pairing a classic look and handy illumination, this table lamp is a great way to add both brightness and style to your space. It features a turned wooden base with grey finish. With its distressed finish and turned, amphora-like shape, this lamp delivers a farmhouse look that is at home in traditional and French country spaces. A white empire shade caps off this fixture for a finished feel and helps diffuse the light of the included 40W bulb. These Lamps are easy to keep on any table by saving the floor space. ON/OFF function is operated by ON/OFF Inline Switch.

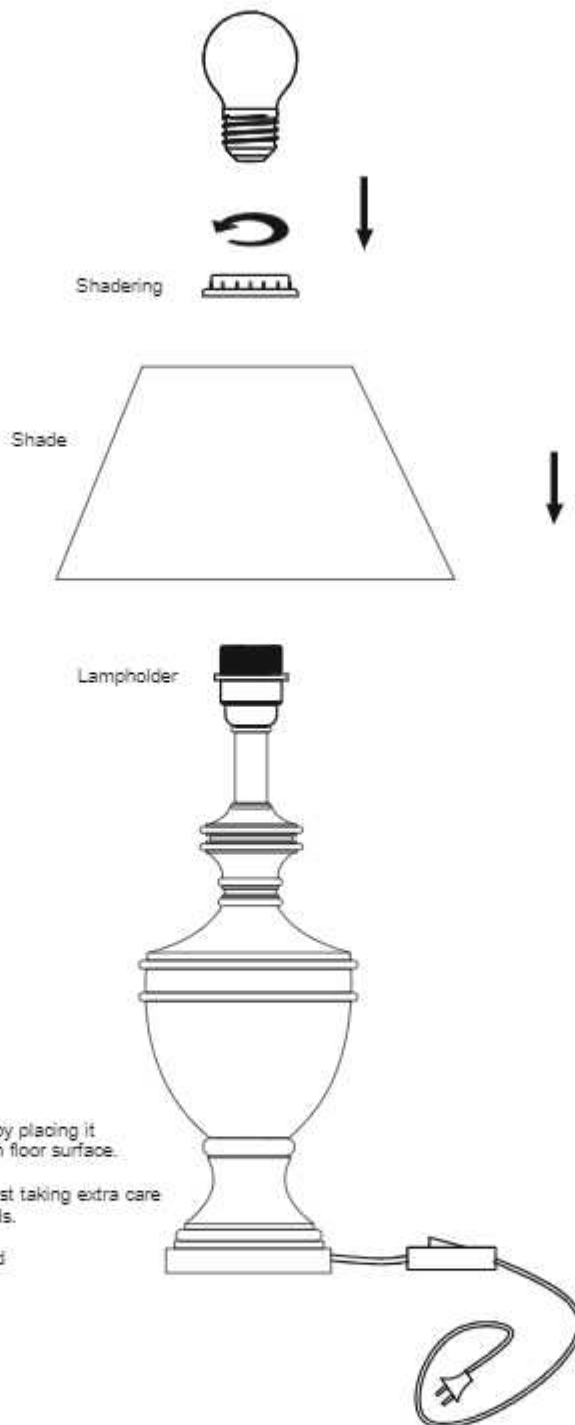
### Product Specifications

---

<b>Pack Content:</b> 1 Table Lamp	<b>Knock Down:</b> No
<b>Model Number:</b> TABIDNWO040860	<b>Bulb Included:</b> No
<b>Dimensions (Inch):</b> Length: 18, Width: 18, Height: 33	<b>Number of Bulb Required:</b> – 1 Bulb
<b>Base Material:</b> Wood	<b>Lighting Part:</b> – LED/ CFL /Bulb
<b>Base Colour:</b> Grey	<b>Control:</b> On/Off Switch – In the Cord
<b>Shade Material:</b> Cotton	<b>Weight:</b> 4.5 Kg
<b>Shade Colour:</b> White	<b>Cable:</b> Yes, Cable with Plug on Product
<b>Shade Dimensions (Inch):</b> Bottom: 11.8, Top: 5.5, Slant Height: 6.7	<b>Cable Length:</b> 1.5 Meter
<b>Cable material:</b> PVC	<b>Adjustable in height:</b> Not in Height Adjustable
<b>Holder &amp; Type:</b> E-27 Holder	<b>Warranty:</b> 6 months only manufacturing defect
<b>Bulb Recommended:</b> 40 W	<b>Including installation materials:</b> Yes
<b>Voltage:</b> 230 V	

# Dimensions





Bring with the base by placing it upright on a flat, even floor surface.

Attach the bottom post taking extra care not to strip the threads.

Tighten firmly by hand



#### IMPORTANT SAFETY INSTRUCTIONS

These instructions are provided for your safety. Please read carefully and completely before beginning the assembly and installation of this lighting fixture.

- This lighting fixture is intended for indoor use only.
- Always place lighting fixture on a solid, level surface.
- For use with E27 (medium) base light bulbs only.
- To avoid the risk of fire, do not exceed the maximum wattage of 100W incandescent bulb, or 9W LED bulb, or 23W fluorescent (CFL) bulb, or 9W self-ballasted LED bulb. (Bulbs not included)

#### WARNINGS:

- To reduce the risk of fire, electrical shock, or personal injury: always turn off and unplug this lighting fixture and allow it to cool before attempting to replace the light bulb.
- Do not touch light bulb while fixture is turned on.
- Keep flammable materials away from this lighting fixture.
- Never look directly at a lit bulb.

#### CARE INSTRUCTIONS:

- Unplug lamp before cleaning.
- Wipe clean with a soft, dry cloth or static duster.
- Always avoid the use of harsh chemicals or abrasive cleaners as they may cause damage to the fixture's finish 1

Warranty declaration: KLS offers warranty against manufacturing defects for the period of 1 year from the date of purchase by the end user if the item is installed and maintained properly as mentioned in the user manual.

Exclusions for the warranty:

1. Broken glass parts of the fixture
2. Normal wear and tear, discolouring as a result from normal use.
3. Damage caused by external causes like fire, water, wrong use/ installation, or maintenance of the product.
4. Consequential damages, if any.



[www.kapoorlampshades.com](http://www.kapoorlampshades.com)

[e-com@kapoorlampshade.com](mailto:e-com@kapoorlampshade.com)

Tel: +91 9205511559