



## Product Manual

Thank you for purchasing a *Kapoor Lamp Shade* product! This manual will provide you the details of your lighting fixture and hopefully guide you easily through the installation process. We aim to inspire and illuminate our clients by offering trendy, high-quality, and affordable lighting. Welcome to the community of #kapoorlampshades

[www.kapoorlampshades.com](http://www.kapoorlampshades.com)



# Kapoor

LAMP SHADES



## Griffith Hand Crafted Solid Wood Honey Finish Tripod Table Lamp

Product code: TABWDHN2950

It features a very modern solid wood tripod frame in a polished honey with three legs and a coordinating tapered embroidered cotton fabric shade. A fun and convenient way to illuminate contemporary spaces this versatile table lamp will provide a perfect lighting solution to any suitable room within your home.

### Product Specifications

**Pack Content:** 1 Table Lamp

**Model Number:** TABWDHN2950

**Dimensions (Inch):** Length: 12, Width: 12,  
Height: 21

**Base Material:** Wood

**Base Colour:** Honey

**Shade Material:** Casement

**Shade Colour:** Multi

**Shade Dimensions (Inch):** Bottom: 12, Top:  
9, Slant Height: 7

**Cable material:** PVC

**Holder & Type:** E-27 Holder

**Bulb Recommended:** 40 W

**Voltage:** 230 V

**Bulb Included:** No

**Number of Bulb Required:** – 1 Bulb

**Lighting Part:** – LED/ CFL /Bulb

**Weight:** 0.5 Kg

**Cable:** Yes, Cable With Plug on Product

**Cable Length:** 1.5 Meter

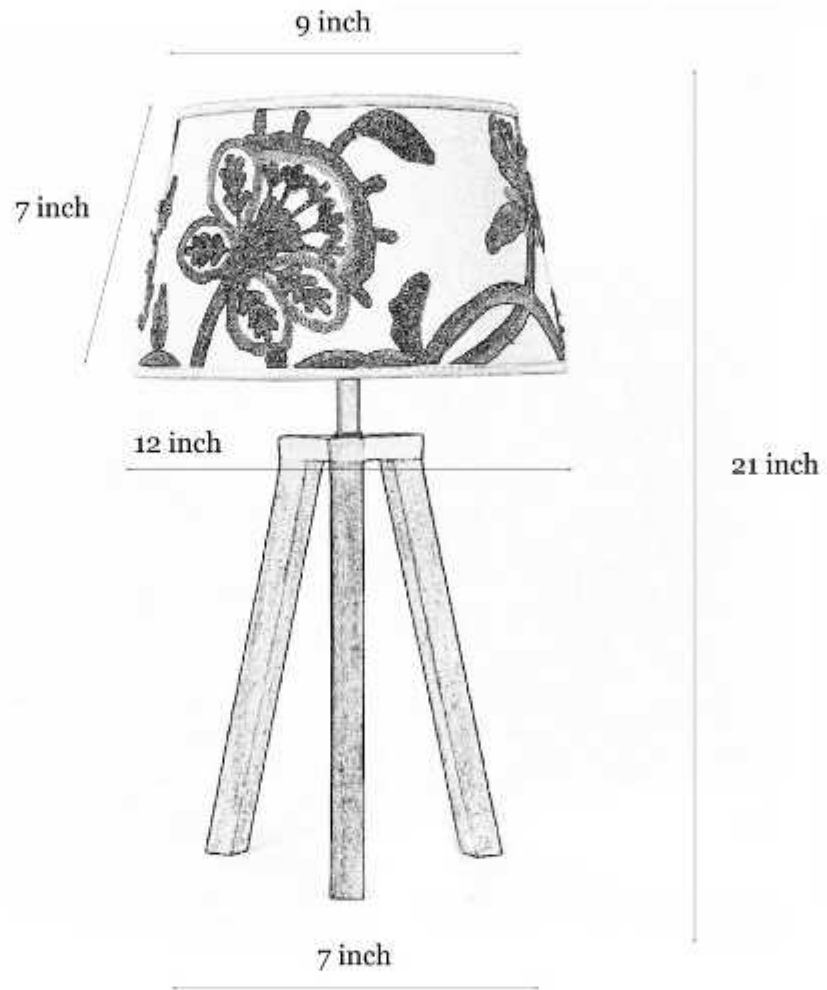
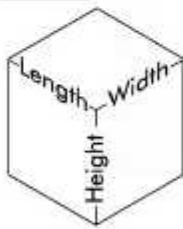
**Adjustable in height:** Not In Height  
Adjustable

**Warranty:** 6 months only manufacturing  
defect

**Including installation materials:** Yes

[www.kapoorlampshades.com](http://www.kapoorlampshades.com)

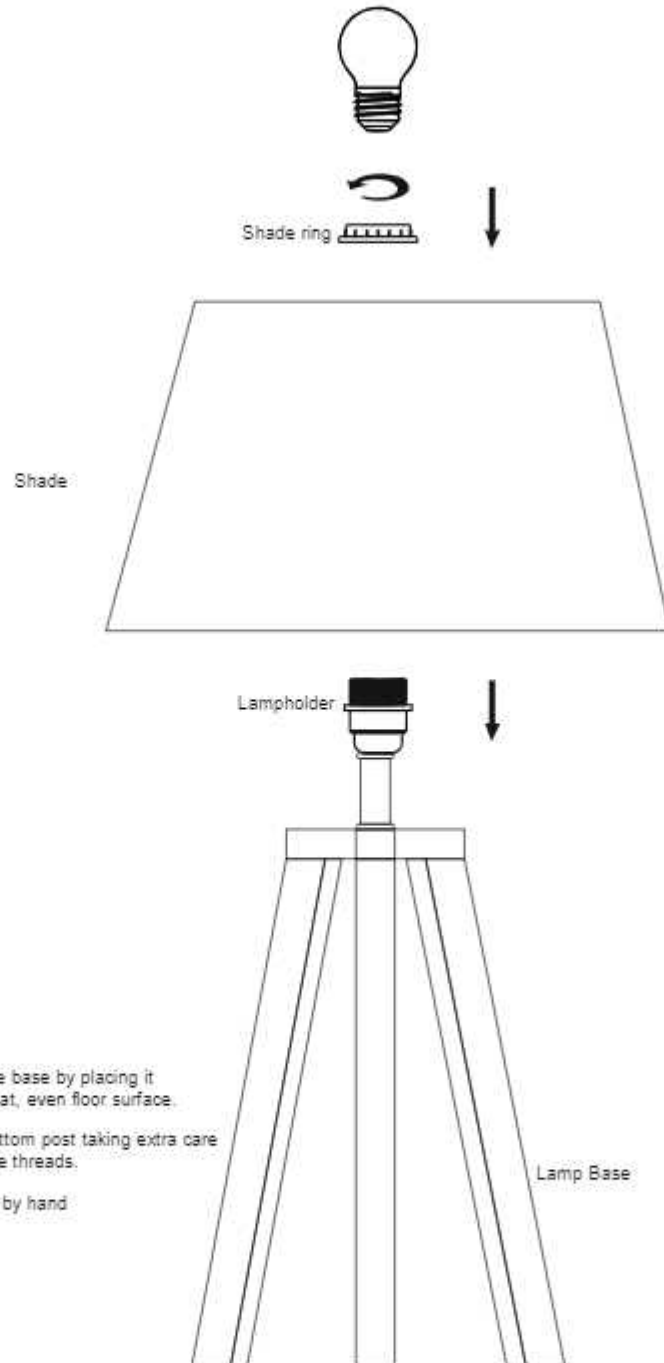
# Dimensions



[www.kapoorlampshades.com](http://www.kapoorlampshades.com)

## Assembly Instructions

---



**Kapoor**  
LAMP SHADES

[www.kapoorlampshades.com](http://www.kapoorlampshades.com)



#### IMPORTANT SAFETY INSTRUCTIONS

These instructions are provided for your safety. Please read carefully and completely before beginning the assembly and installation of this lighting fixture.

- This lighting fixture is intended for indoor use only.
- Always place lighting fixture on a solid, level surface.
- For use with E27 (medium) base light bulbs only.
- To avoid the risk of fire, do not exceed the maximum wattage of 100W incandescent bulb, or 9W LED bulb, or 23W fluorescent (CFL) bulb, or 9W self-ballasted LED bulb. (Bulbs not included)

#### WARNINGS:

- To reduce the risk of fire, electrical shock, or personal injury: always turn off and unplug this lighting fixture and allow it to cool before attempting to replace the light bulb.
- Do not touch light bulb while fixture is turned on.
- Keep flammable materials away from this lighting fixture.
- Never look directly at a lit bulb.

#### CARE INSTRUCTIONS:

- Unplug lamp before cleaning.
- Wipe clean with a soft, dry cloth or static duster.
- Always avoid the use of harsh chemicals or abrasive cleaners as they may cause damage to the fixture's finish 1

Warranty declaration: KLS offers warranty against manufacturing defects for the period of 1 year from the date of purchase by the end user if the item is installed and maintained properly as mentioned in the user manual.

Exclusions for the warranty:

1. Broken glass parts of the fixture
2. Normal wear and tear, discolouring as a result from normal use.
3. Damage caused by external causes like fire, water, wrong use/ installation, or maintenance of the product.
4. Consequential damages, if any.



[www.kapoorlampshades.com](http://www.kapoorlampshades.com)

[e-com@kapoorlampshade.com](mailto:e-com@kapoorlampshade.com)

Tel: +91 9205511559