



## Product Manual

Thank you for purchasing a *Kapoor Lamp Shade* product! This manual will provide you the details of your lighting fixture and hopefully guide you easily through the installation process. We aim to inspire and illuminate our clients by offering trendy, high-quality, and affordable lighting. Welcome to the community of #kapoorlampshades

[www.kapoorlampshades.com](http://www.kapoorlampshades.com)





## Paola Glass And Wood Table Lamp With White Cotton Shade

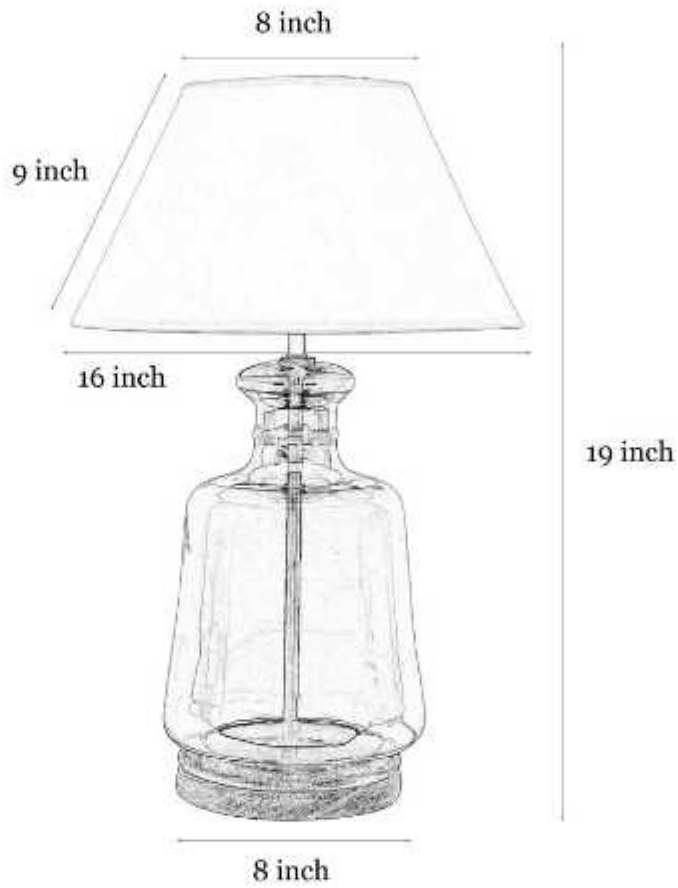
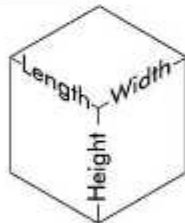
Product code: TLINGL1912-WH

Immerse yourself in the harmonious blend of natural materials with the Paola Glass and Wood Table Lamp. Expertly handcrafted, this lamp exudes an air of tranquility and charm, courtesy of its wooden base elegantly complemented by the glossy glass accents. Its maroon cotton shade adds a pop of color to your space, creating a soothing atmosphere that beckons relaxation. Illuminate any corner of your room with this stunning lamp, and let its warm and gentle glow envelop you in a comforting embrace.

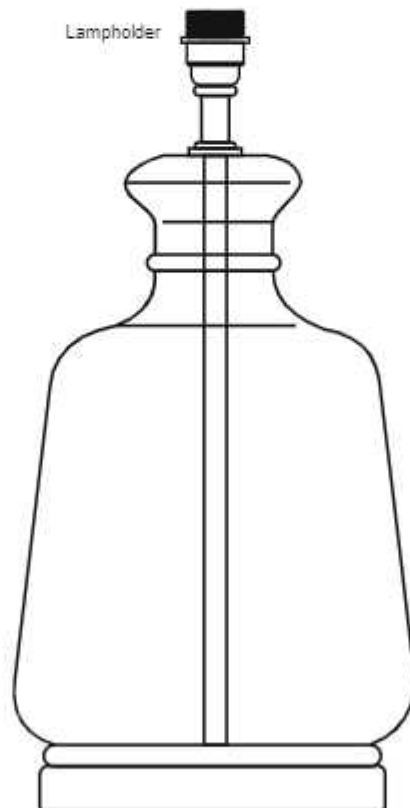
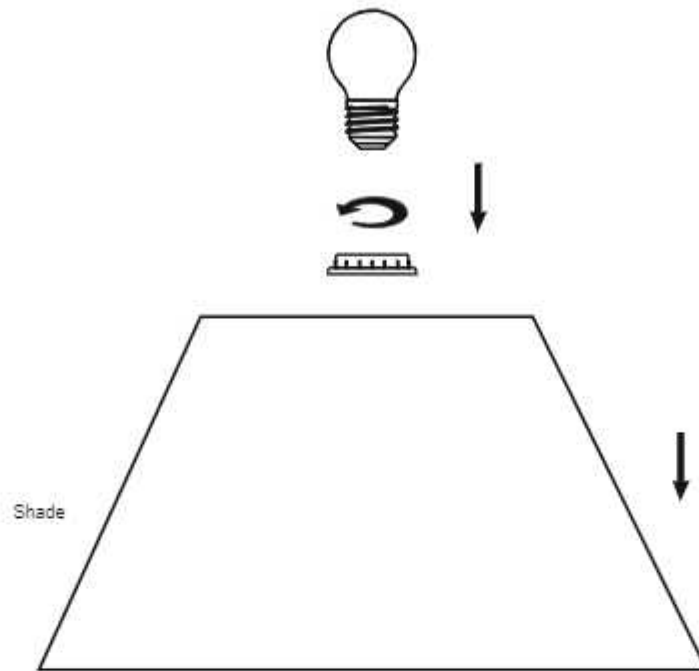
### Product Specifications

Adjustable in height: No	Number of Bulb Required: 1
Base Material: Glass and Wood	Lighting Part: Incandescent Bulb, LED
Base Colour: Smoke Luster	Control: On / Off Switch
Shade Material: Cotton	Knock Down: No
Shade Colour: Maroon	Wire Length: 2.5 Meter
Shade Dimensions (Inch): Lower Diameter: 16, Upper Diameter: 8, Height: 8	Wire material: PVC
Holder Type: E27 Holder	Warranty: 6 Months
Plug Type: 2 Pin Plug	Dimmable: No
Bulb Recommended: 40 Watt Incandescent	Sensor: No
Voltage: 220-240	Including installation materials: Yes
Bulb Included: No	Package Contents: 1 pc Floor Lamp with Shade
	Product Net Weight (gm): 2900

# Dimensions



[www.kapoorlampshades.com](http://www.kapoorlampshades.com)



**Kapoor**  
LAMP SHADES

[www.kapoorlampshades.com](http://www.kapoorlampshades.com)



#### IMPORTANT SAFETY INSTRUCTIONS

These instructions are provided for your safety. Please read carefully and completely before beginning the assembly and installation of this lighting fixture.

- This lighting fixture is intended for indoor use only.
- Always place lighting fixture on a solid, level surface.
- For use with E27 (medium) base light bulbs only.
- To avoid the risk of fire, do not exceed the maximum wattage of 100W incandescent bulb, or 9W LED bulb, or 23W fluorescent (CFL) bulb, or 9W self-ballasted LED bulb. (Bulbs not included)

#### WARNINGS:

- To reduce the risk of fire, electrical shock, or personal injury: always turn off and unplug this lighting fixture and allow it to cool before attempting to replace the light bulb.
- Do not touch light bulb while fixture is turned on.
- Keep flammable materials away from this lighting fixture.
- Never look directly at a lit bulb.

#### CARE INSTRUCTIONS:

- Unplug lamp before cleaning.
- Wipe clean with a soft, dry cloth or static duster.
- Always avoid the use of harsh chemicals or abrasive cleaners as they may cause damage to the fixture's finish 1

Warranty declaration: KLS offers warranty against manufacturing defects for the period of 1 year from the date of purchase by the end user if the item is installed and maintained properly as mentioned in the user manual.

Exclusions for the warranty:

1. Broken glass parts of the fixture
2. Normal wear and tear, discolouring as a result from normal use.
3. Damage caused by external causes like fire, water, wrong use/ installation, or maintenance of the product.
4. Consequential damages, if any.



[www.kapoorlampshades.com](http://www.kapoorlampshades.com)

[e-com@kapoorlampshade.com](mailto:e-com@kapoorlampshade.com)

Tel: +91 9205511559